

# CHAPTER 5

---

## STAFF

This Chapter represents the summary of the staff in the university system as at 31st December of the year. Staff is categorized into two groups such as Teaching and Non-Teaching and shown in the Tables of 5.1 & 5.2 for the year 2016.

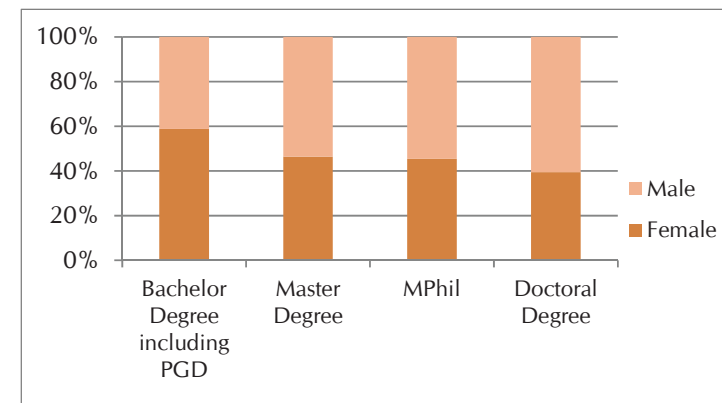
Teaching staff refers to the Lecturers, Senior Lecturers Professors and other academic staff in designations of Temporary Lecturer, Demonstrator, Instructor and Temporary Tutor while non-Teaching includes all other staff such as Administrators, Other Executive staff, Librarians, Medical Officers, Academic Support Staff, Clerical and Allied staff and Skilled/Semi Skilled/Unskilled Staff.

In addition, qualification and age specific summary statistics of the Lecturers, Senior Lecturers and Professors for the year 2015 are shown in the Tables of 5.3 and 5.4.

### Teaching Staff by Faculty/Academic Stream - 2016

| Faculty/Academic Programme | Professor  | Senior Lecturer | Lecturer    | Total       |
|----------------------------|------------|-----------------|-------------|-------------|
| Agriculture                | 74         | 185             | 132         | <b>391</b>  |
| Architecture               | 3          | 42              | 33          | <b>78</b>   |
| Arts & HSS                 | 187        | 747             | 442         | <b>1376</b> |
| Dental Science             | 17         | 23              | 12          | <b>52</b>   |
| Education                  | 7          | 33              | 36          | <b>76</b>   |
| Engineering                | 65         | 347             | 176         | <b>588</b>  |
| Indigenous Medicine        | 3          | 85              | 43          | <b>131</b>  |
| Law                        | 1          | 19              | 17          | <b>37</b>   |
| Management Studies         | 38         | 404             | 250         | <b>692</b>  |
| Medicine                   | 145        | 352             | 265         | <b>762</b>  |
| Science / IT               | 163        | 622             | 396         | <b>1181</b> |
| Technology                 |            | 20              | 16          | <b>36</b>   |
| Veterinary Medicine        | 6          | 26              | 8           | <b>40</b>   |
| <b>Total</b>               | <b>709</b> | <b>2905</b>     | <b>1826</b> | <b>5440</b> |

### Teaching Staff<sup>1</sup> by Academic Qualification and Sex - 2015<sup>2</sup>



### Share of Teaching Staff<sup>1</sup> with a Doctoral Degree - 2015<sup>2</sup>

| Faculty/Academic Stream | 100.0       |
|-------------------------|-------------|
| Agriculture             | <b>8.7</b>  |
| Architecture            | <b>1.2</b>  |
| Arts & HSS              | <b>19.6</b> |
| Dental Science          | <b>1.0</b>  |
| Education               | <b>0.7</b>  |
| Engineering             | <b>12.8</b> |
| Indigenous Medicine     | <b>2.9</b>  |
| Computer Science/IT     | <b>1.7</b>  |
| Law                     | <b>0.2</b>  |
| Management Studies      | <b>7.7</b>  |
| Medicine                | <b>18.7</b> |
| Science                 | <b>23.7</b> |
| Veterinary Medicine     | <b>1.1</b>  |

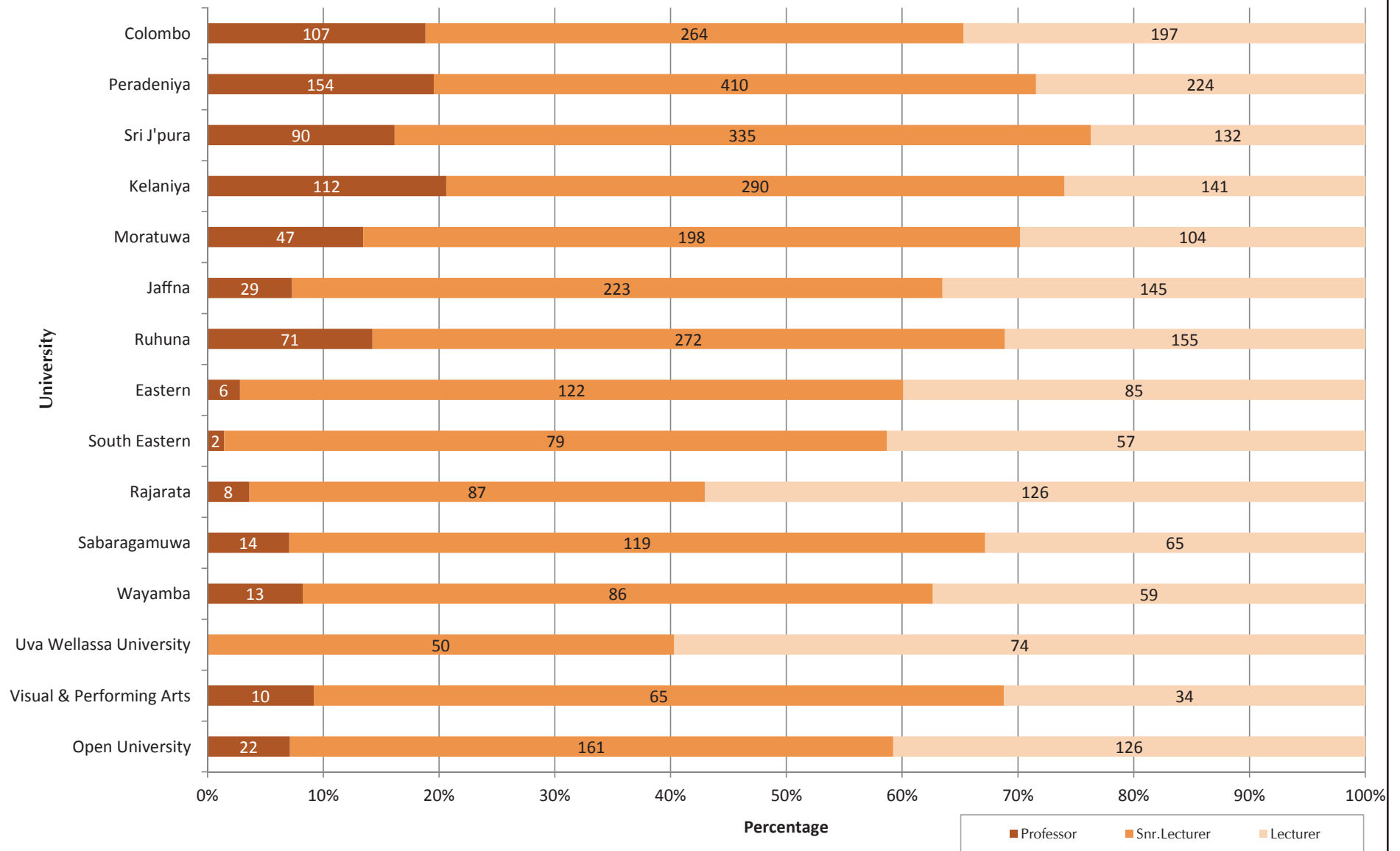
**Note :** 1. Excluding 61 staff without relevant information while including staff reading for Doctoral Degree too.

2. This represents Academic Qualification of the Teaching Staff as per the R & D Survey in 2015.

(Universities and HEIs established under the Universities Act)

Chart - 13

### COMPOSITION OF TEACHING STAFF IN UNIVERSITIES - 2016 (Universities and HEIs established under the Universities Act)



Note: The figures inside the bars indicate number of staff in permanent positions.

Table 05 - 01

**DISTRIBUTION OF TEACHING STAFF IN HIGHER EDUCATIONAL INSTITUTIONS  
ACCORDING TO STAFF CATEGORY, SEX AND FACULTY - 2016 <sup>(1)</sup>**  
(Universities and HEIs established under the Universities Act)

| University / Faculty |                                      | Professor<br>(U-AC 5(I) & U-AC 5(II)) |            |           |           | Associate Professor<br>(U-AC 4) |           |          |          | Snr. Lecturer<br>U-AC 3(I) & U-AC 3(II) |            |            |            | Lecturer<br>U-AC 3(III) & U-AC 3(IV) |            |            |            | Other Academic Staff<br>(UAC 2 & UAC 1) |            |            |            | Total      |            |            |            |
|----------------------|--------------------------------------|---------------------------------------|------------|-----------|-----------|---------------------------------|-----------|----------|----------|---|------------|------------|------------|--------------------------------------|------------|------------|------------|---|------------|------------|------------|------------|------------|------------|------------|
|                      |                                      | Total                                 |            | Female    |           | Total                           |           | Female   |          | Total                                   |            | Female     |            | Total                                |            | Female     |            | Total                                   |            | Female     |            | Total      |            | Female     |            |
|                      |                                      | T                                     | P          | T         | P         | T                               | P         | T        | P        | T                                       | P          | T          | P          | T                                    | P          | T          | P          | T                                       | P          | T          | P          | T          | P          | T          | P          |
| Colombo              | Arts                                 |                                       | 24         |           | 6         |                                 | 2         |          | 1        |   | 60         |            | 29         |                                      | 55         |            | 39         | 67                                      |            | 58         |            | 67         | 141        | 58         | 75         |
|                      | Education                            |                                       | 1          |           | 1         |                                 | 3         |          | 1        |   | 10         |            | 5          |                                      | 18         |            | 13         |   |            |            |            |            | 32         |            | 20         |
|                      | Law                                  |                                       | 1          |           | 1         |                                 |           |          |          |   | 19         |            | 11         |                                      | 17         |            | 15         | 5                                       |            | 3          |            | 5          | 37         | 3          | 27         |
|                      | Management and Finance               |                                       | 3          |           |           |                                 | 2         |          |          |   | 43         |            | 19         |                                      | 24         |            | 16         | 6                                       |            | 4          |            | 6          | 72         | 4          | 35         |
|                      | Medicine                             |                                       | 37         |           | 18        |                                 | 6         |          | 3        |   | 58         |            | 32         |                                      | 43         |            | 27         | 12                                      |            | 7          |            | 12         | 144        | 7          | 80         |
|                      | Science                              |                                       | 22         |           | 10        |                                 | 5         |          | 2        |   | 62         |            | 28         |                                      | 24         |            | 16         | 113                                     |            | 68         |            | 113        | 113        | 68         | 56         |
|                      | Other <sup>(2)</sup>                 |                                       |            |           |           |                                 |           |          |          |   | 1          |            | 1          |                                      |            |            |            | 1                                       |            | 1          |            | 1          | 1          | 1          | 1          |
|                      | <b>Sri Palee Campus</b>              |                                       | 1          |           |           |                                 |           |          |          |   | 11         |            | 3          |                                      | 16         |            | 10         |   |            |            |            |            | 28         |            | 13         |
| <b>Total</b>         |                                      | <b>89</b>                             |            | <b>36</b> |           | <b>18</b>                       |           | <b>7</b> |          | <b>264</b>                              |            | <b>128</b> |            | <b>197</b>                           |            | <b>136</b> | <b>204</b> |   | <b>141</b> |            | <b>204</b> | <b>568</b> | <b>141</b> | <b>307</b> |            |
| Peradeniya           | Arts                                 |                                       | 25         |           | 6         |                                 | 1         |          |          |   | 106        |            | 39         |                                      | 39         |            | 17         | 66                                      |            | 46         |            | 66         | 171        | 46         | 62         |
|                      | Agriculture                          |                                       | 32         |           | 9         |                                 | 4         |          | 2        |   | 43         |            | 13         |                                      | 27         |            | 12         | 53                                      |            | 46         |            | 53         | 106        | 46         | 36         |
|                      | Allied Health Sciences               |                                       | 1          |           |           |                                 |           |          |          |   | 16         |            | 9          |                                      | 35         |            | 29         | 29                                      |            | 21         |            | 29         | 52         | 21         | 38         |
|                      | Dental Science                       |                                       | 17         |           | 8         |                                 |           |          |          |   | 23         |            | 10         |                                      | 12         |            | 9          | 11                                      |            | 6          |            | 11         | 52         | 6          | 27         |
|                      | Engineering                          |                                       | 17         |           | 1         |                                 |           |          |          |   | 80         |            | 15         |                                      | 21         |            | 13         | 105                                     |            | 38         |            | 105        | 118        | 38         | 29         |
|                      | Medicine                             |                                       | 20         |           | 8         |                                 | 4         |          | 1        |   | 56         |            | 30         |                                      | 31         |            | 15         | 43                                      |            | 28         |            | 43         | 111        | 28         | 54         |
|                      | Science                              |                                       | 24         |           | 8         |                                 | 2         |          |          |   | 50         |            | 22         |                                      | 22         |            | 14         | 132                                     |            | 92         |            | 132        | 98         | 92         | 44         |
|                      | Veterinary Medicine & Animal Science |                                       | 6          |           | 2         |                                 |           |          |          |   | 26         |            | 11         |                                      | 8          |            | 4          | 15                                      |            | 9          |            | 15         | 40         | 9          | 17         |
|                      | Management                           |                                       | 1          |           |           |                                 |           |          |          |   | 10         |            | 4          |                                      | 22         |            | 16         | 18                                      |            | 17         |            | 18         | 33         | 17         | 20         |
|                      | ELTU                                 |                                       |            |           |           |                                 |           |          |          |   |            |            |            |                                      | 7          |            | 3          | 62                                      |            | 59         |            | 62         | 7          | 59         | 3          |
|                      | <b>Total</b>                         |                                       | <b>143</b> |           | <b>42</b> |                                 | <b>11</b> |          | <b>3</b> |   | <b>410</b> |            | <b>153</b> |                                      | <b>224</b> |            | <b>132</b> | <b>534</b>                              |            | <b>362</b> |            | <b>534</b> | <b>788</b> | <b>362</b> | <b>330</b> |
| Sri Jayewardenepura  | Applied Science                      |                                       | 22         |           | 10        |                                 | 1         |          | 1        | 3                                       | 66         | 1          | 29         |                                      | 25         |            | 14         | 90                                      |            | 68         |            | 93         | 114        | 69         | 54         |
|                      | Humanities and Social Sciences       |                                       | 16         |           | 2         |                                 | 6         |          | 1        |   | 82         |            | 33         |                                      | 24         |            | 11         | 46                                      |            | 36         |            | 46         | 128        | 36         | 47         |
|                      | Management Studies and Commerce      |                                       | 16         |           | 5         |                                 | 1         |          |          |   | 105        |            | 52         |                                      | 46         |            | 31         | 38                                      |            | 27         |            | 38         | 168        | 27         | 88         |
|                      | Medical Sciences                     |                                       | 24         |           | 14        |                                 | 4         |          | 3        |   | 66         |            | 42         |                                      | 37         |            | 26         | 60                                      |            | 13         |            | 60         | 131        | 13         | 85         |
|                      | Engineering                          |                                       |            |           |           |                                 |           |          |          |   | 9          |            | 2          |                                      |            |            |            | 10                                      |            | 5          |            | 10         | 9          | 5          | 2          |
|                      | Technology                           |                                       |            |           |           |                                 |           |          |          |   | 7          |            | 4          |                                      |            |            |            | 1                                       |            |            |            | 1          | 7          |            | 4          |
|                      | <b>Total</b>                         |                                       | <b>78</b>  |           | <b>31</b> |                                 | <b>12</b> |          | <b>5</b> | <b>3</b>                                | <b>335</b> | <b>1</b>   | <b>162</b> |                                      | <b>132</b> |            | <b>82</b>  | <b>245</b>                              |            | <b>149</b> |            | <b>248</b> | <b>557</b> | <b>150</b> | <b>280</b> |

Table 05 - 01 (Contd.)

**DISTRIBUTION OF TEACHING STAFF IN HIGHER EDUCATIONAL INSTITUTIONS  
ACCORDING TO STAFF CATEGORY, SEX AND FACULTY - 2016 <sup>(1)</sup>**  
(Universities and HEIs established under the Universities Act)

| University / Faculty | Professor<br>(U-AC 5(I) & U-AC 5(II)) |   |            |           | Associate Professor<br>(U-AC 4) |          |          |          | Snr. Lecturer<br>U-AC 3(I) & U-AC 3(II) |            |            |            | Lecturer<br>U-AC 3(III) & U-AC 3(IV) |            |            |            | Other Academic Staff<br>(UAC 2 & UAC 1) |           |            |           | Total      |            |            |            |            |
|----------------------|---------------------------------------|---|------------|-----------|---------------------------------|----------|----------|----------|---|------------|------------|------------|--------------------------------------|------------|------------|------------|---|-----------|------------|-----------|------------|------------|------------|------------|------------|
|                      | Total                                 |   | Female     |           | Total                           |          | Female   |          | Total                                   |            | Female     |            | Total                                |            | Female     |            | Total                                   |           | Female     |           | Total      |            | Female     |            |            |
|                      | T                                     | P | T          | P         | T                               | P        | T        | P        | T                                       | P          | T          | P          | T                                    | P          | T          | P          | T                                       | P         | T          | P         | T          | P          | T          | P          |            |
| Kelaniya             | Commerce & Management Studies         |   | 7          |           | 2                               |          |          |          |   | 64         |            | 36         |                                      | 33         |            | 20         | 17                                      |           | 6          |           | 17         | 104        | 6          | 58         |            |
|                      | Humanities                            |   | 31         |           | 8                               |          | 2        |          | 1                                       | 40         |            | 20         |                                      | 27         |            | 12         | 67                                      |           | 37         |           | 67         | 100        | 37         | 41         |            |
|                      | Medicine                              |   | 21         |           | 8                               |          | 2        |          | 2                                       | 65         |            | 28         |                                      | 36         |            | 25         | 46                                      |           | 31         |           | 46         | 124        | 31         | 63         |            |
|                      | Science                               |   | 25         |           | 10                              |          | 2        |          | 1                                       | 55         |            | 25         |                                      | 23         |            | 17         | 158                                     |           | 107        |           | 158        | 105        | 107        | 53         |            |
|                      | Social Sciences                       |   | 18         |           | 1                               |          | 3        |          | 1                                       | 58         |            | 28         |                                      | 22         |            | 11         | 33                                      |           | 22         |           | 33         | 101        | 22         | 41         |            |
|                      | Computing and Technology              |   | 1          |           |                                 |          |          |          |   | 8          |            | 2          |                                      |            |            |            |   |           |            |           |            | 9          |            | 2          |            |
|                      | <b>Total</b>                          |   | <b>103</b> |           | <b>29</b>                       |          | <b>9</b> |          | <b>5</b>                                | <b>290</b> |            | <b>139</b> |                                      | <b>141</b> |            | <b>85</b>  | <b>321</b>                              |           | <b>203</b> |           | <b>321</b> | <b>543</b> | <b>203</b> | <b>258</b> |            |
| Moratuwa             | Architecture                          |   | 2          |           |                                 |          | 1        |          |   | 8          | 42         | 3          | 20                                   | 7          | 33         | 6          | 22                                      | 17        |            | 9         |            | 32         | 78         | 18         | 42         |
|                      | Engineering                           |   | 38         |           | 5                               |          | 5        |          | 1                                       | 11         | 140        | 2          | 36                                   | 26         | 61         | 7          | 30                                      | 66        |            | 34        |            | 103        | 244        | 43         | 72         |
|                      | Information Technology                |   | 1          |           |                                 |          |          |          |   | 1          | 16         |            | 8                                    |            | 10         |            | 7                                       | 15        |            | 11        |            | 16         | 27         | 11         | 15         |
|                      | <b>Total</b>                          |   | <b>41</b>  |           | <b>5</b>                        |          | <b>6</b> |          | <b>1</b>                                | <b>20</b>  | <b>198</b> | <b>5</b>   | <b>64</b>                            | <b>33</b>  | <b>104</b> | <b>13</b>  | <b>59</b>                               | <b>98</b> |            | <b>54</b> |            | <b>151</b> | <b>349</b> | <b>72</b>  | <b>129</b> |
| Jafna                | Agriculture                           |   | 2          |           | 1                               |          |          |          |   | 10         |            | 5          |                                      | 11         |            | 6          | 25                                      |           | 19         |           | 25         | 23         | 19         | 12         |            |
|                      | Arts <sup>(3)</sup>                   |   | 10         |           | 1                               |          | 5        |          | 1                                       | 71         |            | 33         |                                      | 40         |            | 24         | 43                                      |           | 37         |           | 43         | 126        | 37         | 59         |            |
|                      | Engineering                           |   |            |           |                                 |          |          |          |   | 11         |            |            |                                      | 9          |            | 5          | 24                                      |           | 8          |           | 24         | 20         | 8          | 5          |            |
|                      | Management Studies & Commerce         |   | 2          |           |                                 |          |          |          |   | 28         |            | 11         |                                      | 10         |            | 5          | 8                                       |           | 8          |           | 8          | 40         | 8          | 16         |            |
|                      | Siddha Medicine Unit                  |   |            |           |                                 |          |          |          |   | 8          |            | 7          |                                      | 1          |            | 1          | 5                                       |           | 5          |           | 5          | 9          | 5          | 8          |            |
|                      | Medicine                              |   | 1          |           | 1                               |          | 1        |          |   | 26         |            | 11         |                                      | 26         |            | 12         | 5                                       |           | 4          |           | 5          | 54         | 4          | 24         |            |
|                      | Science                               |   | 5          |           | 1                               |          | 2        |          | 1                                       | 46         |            | 16         |                                      | 19         |            | 8          | 78                                      |           | 70         |           | 78         | 72         | 70         | 26         |            |
|                      | Technology                            |   |            |           |                                 |          |          |          |   | 1          |            | 1          |                                      | 6          |            | 3          |   |           |            |           |            | 7          |            | 4          |            |
|                      | Other <sup>(2)</sup>                  |   | 1          |           | 1                               |          |          |          |   | 3          |            | 1          |                                      |            |            |            |   |           |            |           |            | 4          |            | 2          |            |
|                      | <b>Vavuniya Campus</b>                |   |            |           |                                 |          |          |          |   |            |            |            |                                      |            |            |            |   |           |            |           |            |            |            |            |            |
|                      | Applied Sciences                      |   |            |           |                                 |          |          |          |   | 3          | 14         | 2          | 2                                    |            | 12         |            | 4                                       | 15        |            | 9         |            | 18         | 26         | 11         | 6          |
|                      | Business Studies                      |   | 1          |           |                                 |          |          |          |   | 4          |            | 3          | 3                                    | 9          | 1          | 2          | 3                                       |           | 3          |           | 7          | 13         | 4          | 5          |            |
|                      | English Unit                          |   |            |           |                                 |          |          |          |   | 1          |            |            |                                      | 2          |            | 2          | 1                                       |           | 1          |           | 1          | 3          | 1          | 2          |            |
|                      | <b>Total</b>                          |   | <b>1</b>   | <b>21</b> |                                 | <b>5</b> |          | <b>8</b> |   | <b>2</b>   | <b>3</b>   | <b>223</b> | <b>2</b>                             | <b>90</b>  | <b>3</b>   | <b>145</b> | <b>1</b>                                | <b>72</b> | <b>207</b> |           | <b>164</b> | <b>214</b> | <b>397</b> | <b>167</b> | <b>169</b> |

Table 05 - 01 (Contd.)

**DISTRIBUTION OF TEACHING STAFF IN HIGHER EDUCATIONAL INSTITUTIONS  
ACCORDING TO STAFF CATEGORY, SEX AND FACULTY - 2016 <sup>(1)</sup>**  
(Universities and HEIs established under the Universities Act)

| University / Faculty |                                     | Professor<br>(U-AC 5(I) & U-AC 5(II)) |          |           |          | Associate Professor<br>(U-AC 4) |          |          |   | Snr. Lecturer<br>U-AC 3(I) & U-AC 3(II) |            |            |           | Lecturer<br>U-AC 3(III) & U-AC 3(IV) |           |           |            | Other Academic Staff<br>(UAC 2 & UAC 1) |            |           |            | Total      |            |            |           |
|----------------------|-------------------------------------|---------------------------------------|----------|-----------|----------|---------------------------------|----------|----------|---|---|------------|------------|-----------|--------------------------------------|-----------|-----------|------------|---|------------|-----------|------------|------------|------------|------------|-----------|
|                      |                                     | Total                                 |          | Female    |          | Total                           |          | Female   |   | Total                                   |            | Female     |           | Total                                |           | Female    |            | Total                                   |            | Female    |            | Total      |            | Female     |           |
|                      |                                     | T                                     | P        | T         | P        | T                               | P        | T        | P | T                                       | P          | T          | P         | T                                    | P         | T         | P          | T                                       | P          | T         | P          | T          | P          | T          | P         |
| Ruhuna               | Agriculture                         |                                       | 18       |           | 3        |                                 |          |          |   |   | 34         |            | 23        |                                      | 15        |           | 10         | 20                                      |            | 17        |            | 20         | 67         | 17         | 36        |
|                      | Engineering                         |                                       |          |           |          |                                 |          |          |   |   | 36         |            | 6         |                                      | 21        |           | 7          | 18                                      |            | 2         |            | 18         | 57         | 2          | 13        |
|                      | Fisheries & Marine Sciences & Tech. |                                       | 2        |           | 1        |                                 |          |          |   |   | 8          |            | 2         |                                      | 10        |           | 6          | 10                                      |            | 8         |            | 10         | 20         | 8          | 9         |
|                      | Humanities and Social Sciences      |                                       | 9        |           | 1        |                                 | 1        |          |   |   | 64         |            | 16        |                                      | 19        |           | 9          | 21                                      |            | 15        |            | 21         | 93         | 15         | 26        |
|                      | Management & Finance                |                                       |          |           |          |                                 | 2        |          | 1 |   | 28         |            | 14        |                                      | 19        |           | 10         | 1                                       |            | 1         |            | 1          | 49         | 1          | 25        |
|                      | Medicine                            |                                       | 18       |           | 5        |                                 | 2        |          | 1 |   | 58         |            | 25        |                                      | 38        |           | 32         | 36                                      |            | 8         |            | 36         | 116        | 8          | 63        |
|                      | Science                             |                                       | 14       |           | 7        |                                 | 5        |          | 4 |   | 40         |            | 14        |                                      | 30        |           | 21         | 57                                      |            | 49        |            | 57         | 89         | 49         | 46        |
|                      | Technology                          |                                       |          |           |          |                                 |          |          |   |   | 4          |            |           |                                      | 3         |           | 3          |   |            |           |            |            | 7          |            | 3         |
| <b>Total</b>         |                                     | <b>61</b>                             |          | <b>17</b> |          | <b>10</b>                       |          | <b>6</b> |   | <b>272</b>                              |            | <b>100</b> |           | <b>155</b>                           |           | <b>98</b> | <b>163</b> |   | <b>100</b> |           | <b>163</b> | <b>498</b> | <b>100</b> | <b>221</b> |           |
| Eastern              | Agriculture                         |                                       | 1        |           | 1        |                                 |          |          |   |   | 24         |            | 11        |                                      | 7         |           | 6          | 12                                      |            | 9         |            | 12         | 32         | 9          | 18        |
|                      | Arts and Culture                    |                                       | 2        |           | 1        |                                 |          |          |   |   | 36         |            | 6         |                                      | 18        |           | 7          | 15                                      |            | 12        |            | 15         | 56         | 12         | 14        |
|                      | Commerce and Management             |                                       |          |           |          |                                 |          |          |   |   | 19         |            | 7         |                                      | 4         |           | 2          | 14                                      |            | 11        |            | 14         | 23         | 11         | 9         |
|                      | Health Care Sciences                | 1                                     |          |           |          |                                 |          |          |   |   | 8          |            | 4         |                                      | 23        |           | 8          | 10                                      |            | 7         |            | 11         | 31         | 7          | 12        |
|                      | Science                             |                                       | 3        |           |          |                                 |          |          |   |   | 22         |            | 8         |                                      | 7         |           | 1          | 28                                      |            | 21        |            | 28         | 32         | 21         | 9         |
|                      | <b>Trincomalee Campus</b>           |                                       |          |           |          |                                 |          |          |   |   |            |            |           |                                      |           |           |            |   |            |           |            |            |            |            |           |
|                      | Applied Sciences                    |                                       |          |           |          |                                 |          |          |   |   | 3          |            |           |                                      | 8         |           | 5          | 1                                       |            | 1         |            | 1          | 11         | 1          | 5         |
|                      | Communication and Business Studies  |                                       |          |           |          |                                 |          |          |   |   | 8          |            | 5         |                                      | 11        |           | 9          | 5                                       |            | 5         |            | 5          | 19         | 5          | 14        |
|                      | Siddha Medicine Unit                |                                       |          |           |          |                                 |          |          |   |   | 2          |            | 1         |                                      | 7         |           | 4          |   |            |           |            |            | 9          |            | 5         |
|                      | <b>Total</b>                        | <b>1</b>                              | <b>6</b> |           | <b>2</b> |                                 |          |          |   |   | <b>122</b> |            | <b>42</b> |                                      | <b>85</b> |           | <b>42</b>  | <b>85</b>                               |            | <b>66</b> |            | <b>86</b>  | <b>213</b> | <b>66</b>  | <b>86</b> |
| South Eastern        | Applied Sciences                    |                                       |          |           |          |                                 |          |          |   |   | 17         |            | 3         |                                      | 10        |           | 4          | 22                                      |            | 17        |            | 22         | 27         | 17         | 7         |
|                      | Arts and Culture                    |                                       | 1        |           |          |                                 | 1        |          |   |   | 23         |            | 6         |                                      | 10        |           | 3          | 13                                      |            | 10        |            | 13         | 35         | 10         | 9         |
|                      | Engineering                         |                                       |          |           |          |                                 |          |          |   |   | 4          |            |           |                                      | 13        |           | 2          | 2                                       |            |           |            | 2          | 17         |            | 2         |
|                      | Islamic Studies & Arabic Language   |                                       |          |           |          |                                 |          |          |   |   | 8          |            | 1         |                                      | 13        |           | 4          | 6                                       |            | 1         |            | 6          | 21         | 1          | 5         |
|                      | Management and Commerce             |                                       |          |           |          |                                 |          |          |   |   | 23         |            | 7         |                                      | 9         |           | 2          | 4                                       |            | 4         |            | 4          | 32         | 4          | 9         |
|                      | Technology                          |                                       |          |           |          |                                 |          |          |   |   | 4          |            | 1         |                                      | 2         |           | 1          | 8                                       |            | 4         |            | 8          | 6          | 4          | 2         |
|                      | <b>Total</b>                        |                                       | <b>1</b> |           |          |                                 | <b>1</b> |          |   |   | <b>79</b>  |            | <b>18</b> |                                      | <b>57</b> |           | <b>16</b>  | <b>55</b>                               |            | <b>36</b> |            | <b>55</b>  | <b>138</b> | <b>36</b>  | <b>34</b> |

Table 05 - 01 (Contd.)

**DISTRIBUTION OF TEACHING STAFF IN HIGHER EDUCATIONAL INSTITUTIONS  
ACCORDING TO STAFF CATEGORY, SEX AND FACULTY - 2016<sup>(1)</sup>**  
(Universities and HEIs established under the Universities Act)

| University / Faculty |                                       | Professor<br>(U-AC 5(I) & U-AC 5(II)) |           |        |          | Associate Professor<br>(U-AC 4) |          |          |   | Snr. Lecturer<br>U-AC 3(I) & U-AC 3(II) |            |           |           | Lecturer<br>U-AC 3(III) & U-AC 3(IV) |           |            |           | Other Academic Staff<br>(UAC 2 & UAC 1) |            |           |            | Total     |            |            |            |
|----------------------|---------------------------------------|---------------------------------------|-----------|--------|----------|---------------------------------|----------|----------|---|---|------------|-----------|-----------|--------------------------------------|-----------|------------|-----------|---|------------|-----------|------------|-----------|------------|------------|------------|
|                      |                                       | Total                                 |           | Female |          | Total                           |          | Female   |   | Total                                   |            | Female    |           | Total                                |           | Female     |           | Total                                   |            | Female    |            | Total     |            | Female     |            |
|                      |                                       | T                                     | P         | T      | P        | T                               | P        | T        | P | T                                       | P          | T         | P         | T                                    | P         | T          | P         | T                                       | P          | T         | P          | T         | P          | T          | P          |
| Rajarata             | Agriculture                           |                                       | 2         |        | 1        |                                 |          |          |   |   | 21         |           | 6         |                                      | 15        |            | 8         | 59                                      |            | 42        |            | 59        | 38         | 42         | 15         |
|                      | Applied Sciences                      |                                       | 1         |        |          |                                 |          |          |   | 3                                       | 21         | 2         | 7         |                                      | 25        |            | 12        | 62                                      |            | 43        |            | 65        | 47         | 45         | 19         |
|                      | Management Studies                    |                                       | 1         |        |          |                                 |          |          |   |   | 17         |           | 4         |                                      | 22        |            | 8         | 8                                       |            | 8         |            | 8         | 40         | 8          | 12         |
|                      | Medicine & Allied Sciences            |                                       | 2         |        |          |                                 |          |          |   |   | 13         |           | 4         |                                      | 31        |            | 15        | 47                                      |            | 32        |            | 47        | 46         | 32         | 19         |
|                      | Social Sciences and Humanities        |                                       | 2         |        |          |                                 |          |          |   |   | 14         |           | 3         |                                      | 21        |            | 6         | 6                                       |            | 2         |            | 6         | 37         | 2          | 9          |
|                      | Other <sup>(2)</sup>                  |                                       |           |        |          |                                 |          |          |   |   | 1          |           |           |                                      | 12        |            |           |   |            |           |            |           | 13         |            |            |
|                      | <b>Total</b>                          |                                       | <b>8</b>  |        | <b>1</b> |                                 |          |          |   |   | <b>3</b>   | <b>87</b> | <b>2</b>  | <b>24</b>                            |           | <b>126</b> |           | <b>49</b>                               | <b>182</b> |           | <b>127</b> |           | <b>185</b> | <b>221</b> | <b>129</b> |
| Sabaragamuwa         | Agricultural Sciences                 |                                       | 8         |        | 2        |                                 |          |          |   |   | 16         |           | 7         |                                      | 7         |            | 3         | 12                                      |            | 10        |            | 12        | 31         | 10         | 12         |
|                      | Applied Sciences                      |                                       | 3         |        |          |                                 |          |          |   |   | 21         |           | 7         |                                      | 28        |            | 14        | 25                                      |            | 20        |            | 25        | 52         | 20         | 21         |
|                      | Geomatics                             |                                       |           |        |          |                                 |          |          |   |   | 14         |           | 5         |                                      | 7         |            | 3         | 12                                      |            | 8         |            | 12        | 21         | 8          | 8          |
|                      | Management Studies                    |                                       |           |        |          |                                 |          |          |   |   | 27         |           | 9         |                                      | 11        |            | 5         | 5                                       |            | 5         |            | 5         | 38         | 5          | 14         |
|                      | Social Sciences & Languages           |                                       |           |        |          |                                 |          | 3        |   |   | 36         |           | 18        |                                      | 10        |            | 5         | 16                                      |            | 15        |            | 16        | 49         | 15         | 23         |
|                      | Technological Studies                 |                                       |           |        |          |                                 |          |          |   |   | 2          |           |           |                                      |           |            |           |   |            |           |            |           | 2          |            |            |
|                      | Other <sup>(2)</sup>                  |                                       |           |        |          |                                 |          |          |   |   | 3          |           |           |                                      | 2         |            | 1         | 1                                       |            | 1         |            | 1         | 5          | 1          | 1          |
|                      | <b>Total</b>                          |                                       | <b>11</b> |        | <b>2</b> |                                 |          | <b>3</b> |   |   | <b>119</b> |           | <b>46</b> |                                      | <b>65</b> |            | <b>31</b> | <b>71</b>                               |            | <b>59</b> |            | <b>71</b> | <b>198</b> | <b>59</b>  | <b>79</b>  |
| Wayamba              | Agriculture and Plantation Management |                                       | 5         |        | 2        |                                 | 1        |          |   | 1                                       | 16         |           | 7         |                                      | 15        |            | 12        | 22                                      |            | 21        |            | 23        | 37         | 21         | 21         |
|                      | Applied Sciences                      | 1                                     | 3         |        | 1        |                                 | 1        |          |   |   | 29         |           | 15        |                                      | 10        |            | 2         | 22                                      |            | 14        |            | 23        | 43         | 14         | 18         |
|                      | Business Studies & Finance            |                                       |           |        |          |                                 | 1        |          |   |   | 17         |           | 7         |                                      | 18        |            | 16        | 9                                       |            | 6         |            | 9         | 36         | 6          | 23         |
|                      | Livestock, Fisheries & Nutrition      |                                       | 2         |        | 1        |                                 |          |          |   |   | 22         |           | 12        |                                      | 10        |            | 8         | 24                                      |            | 22        |            | 24        | 34         | 22         | 21         |
|                      | Other <sup>(2)</sup>                  |                                       |           |        |          |                                 |          |          |   |   | 2          |           | 1         |                                      | 6         |            | 1         | 19                                      |            | 19        |            | 19        | 8          | 19         | 2          |
|                      | <b>Total</b>                          | <b>1</b>                              | <b>10</b> |        | <b>4</b> |                                 | <b>3</b> |          |   |   | <b>1</b>   | <b>86</b> |           | <b>42</b>                            |           | <b>59</b>  |           | <b>39</b>                               | <b>96</b>  |           | <b>82</b>  |           | <b>98</b>  | <b>158</b> | <b>82</b>  |
| Uva Wellasa          | Animal Science & Export Agriculture   |                                       |           |        |          |                                 |          |          |   |   | 19         |           | 8         |                                      | 35        |            | 29        | 18                                      |            | 18        |            | 18        | 54         | 18         | 37         |
|                      | Management                            |                                       |           |        |          |                                 |          |          |   |   | 11         |           | 5         |                                      | 12        |            | 9         | 10                                      |            | 9         |            | 10        | 23         | 9          | 14         |
|                      | Science and Technology                |                                       |           |        |          |                                 |          |          |   |   | 18         |           | 7         |                                      | 22        |            | 6         | 23                                      |            | 19        |            | 23        | 40         | 19         | 13         |
|                      | Technology                            |                                       |           |        |          |                                 |          |          |   |   | 2          |           | 2         |                                      | 5         |            | 3         |   |            |           |            |           | 7          |            | 5          |
|                      | <b>Total</b>                          |                                       |           |        |          |                                 |          |          |   |   | <b>50</b>  |           | <b>22</b> |                                      | <b>74</b> |            | <b>47</b> | <b>51</b>                               |            | <b>46</b> |            | <b>51</b> | <b>124</b> | <b>46</b>  | <b>69</b>  |

Table 05 - 01 (Contd.)

**DISTRIBUTION OF TEACHING STAFF IN HIGHER EDUCATIONAL INSTITUTIONS  
ACCORDING TO STAFF CATEGORY, SEX AND FACULTY - 2016<sup>(1)</sup>**  
(Universities and HEIs established under the Universities Act)

| University / Faculty                 |                           | Professor<br>(U-AC 5(I) & U-AC 5(II)) |            |        |            | Associate Professor<br>(U-AC 4) |           |        |           | Snr. Lecturer<br>U-AC 3(I) & U-AC 3(II) |             |           |             | Lecturer<br>U-AC 3(III) & U-AC 3(IV) |             |           |             | Other Academic Staff<br>(UAC 2 & UAC 1) |   |             |   | Total       |             |             |             |
|--------------------------------------|---------------------------|---------------------------------------|------------|--------|------------|---------------------------------|-----------|--------|-----------|---|-------------|-----------|-------------|--------------------------------------|-------------|-----------|-------------|---|---|-------------|---|-------------|-------------|-------------|-------------|
|                                      |                           | Total                                 |            | Female |            | Total                           |           | Female |           | Total                                   |             | Female    |             | Total                                |             | Female    |             | Total                                   |   | Female      |   | Total       |             | Female      |             |
|                                      |                           | T                                     | P          | T      | P          | T                               | P         | T      | P         | T                                       | P           | T         | P           | T                                    | P           | T         | P           | T                                       | P | T           | P | T           | P           | T           | P           |
| Visual & Performing Arts             | Dance and Drama           |                                       | 4          |        |            |                                 | 1         |        |           |   | 28          |           | 10          |                                      | 5           |           | 2           | 4                                       |   | 1           |   | 4           | 38          | 1           | 12          |
|                                      | Music                     |                                       | 1          |        |            |                                 | 1         |        |           |   | 22          |           | 6           |                                      | 14          |           | 3           |   |   |             |   | 38          |             | 9           |             |
|                                      | Visual Arts               |                                       | 1          |        |            |                                 | 2         |        |           |   | 10          |           | 1           |                                      | 14          |           |             | 17                                      |   | 3           |   | 17          | 27          | 3           | 1           |
|                                      | Other <sup>(2)</sup>      |                                       |            |        |            |                                 |           |        |           |   | 5           |           | 4           |                                      | 1           |           |             | 1                                       |   |             |   | 1           | 6           |             | 4           |
|                                      | <b>Total</b>              |                                       | <b>6</b>   |        |            |                                 | <b>4</b>  |        |           |   | <b>65</b>   |           | <b>21</b>   |                                      | <b>34</b>   |           | <b>5</b>    | <b>22</b>                               |   | <b>4</b>    |   | <b>22</b>   | <b>109</b>  | <b>4</b>    | <b>26</b>   |
| Open University                      | Education                 |                                       | 3          |        | 2          |                                 |           |        |           |   | 21          |           | 12          |                                      | 15          |           | 9           | 2                                       |   | 1           |   | 2           | 39          | 1           | 23          |
|                                      | Engineering Technology    |                                       | 5          |        | 1          |                                 |           |        |           |   | 50          |           | 17          |                                      | 32          |           | 11          | 42                                      |   | 25          |   | 42          | 87          | 25          | 29          |
|                                      | Humanities and Social Sc. |                                       | 2          |        | 1          |                                 | 1         |        |           |   | 37          |           | 23          |                                      | 30          |           | 19          | 8                                       |   | 6           |   | 8           | 70          | 6           | 43          |
|                                      | Natural Sciences          |                                       | 10         |        | 5          |                                 | 1         |        | 1         |   | 43          |           | 24          |                                      | 34          |           | 23          | 62                                      |   | 44          |   | 62          | 88          | 44          | 53          |
|                                      | Health Sciences           |                                       |            |        |            |                                 |           |        |           |   | 7           |           | 5           |                                      | 5           |           | 4           | 2                                       |   | 1           |   | 2           | 12          | 1           | 9           |
|                                      | Regional Services         |                                       |            |        |            |                                 |           |        |           |   | 1           |           | 1           |                                      | 7           |           | 2           | 23                                      |   | 11          |   | 23          | 8           | 11          | 3           |
|                                      | Educational Technology    |                                       |            |        |            |                                 |           |        |           |   | 2           |           | 2           |                                      | 3           |           | 1           |   |   |             |   | 5           |             |             | 3           |
|                                      | <b>Total</b>              |                                       | <b>20</b>  |        | <b>9</b>   |                                 | <b>2</b>  |        | <b>1</b>  |   | <b>161</b>  |           | <b>84</b>   |                                      | <b>126</b>  |           | <b>69</b>   | <b>139</b>                              |   | <b>88</b>   |   | <b>139</b>  | <b>309</b>  | <b>88</b>   | <b>163</b>  |
| <b>Higher Educational Institutes</b> |                           |                                       | <b>24</b>  |        | <b>3</b>   |                                 |           |        |           | <b>17</b>                               | <b>144</b>  | <b>4</b>  | <b>73</b>   | <b>5</b>                             | <b>102</b>  | <b>3</b>  | <b>60</b>   | <b>102</b>                              |   | <b>71</b>   |   | <b>124</b>  | <b>270</b>  | <b>78</b>   | <b>136</b>  |
| <b>Grand Total</b>                   |                           | <b>3</b>                              | <b>622</b> |        | <b>186</b> |                                 | <b>87</b> |        | <b>30</b> | <b>47</b>                               | <b>2905</b> | <b>14</b> | <b>1208</b> | <b>41</b>                            | <b>1826</b> | <b>17</b> | <b>1022</b> | <b>2575</b>                             |   | <b>1752</b> |   | <b>2666</b> | <b>5440</b> | <b>1783</b> | <b>2446</b> |

P - Permanent T - Temporary

## Notes :

- (1) As at 31<sup>st</sup> December.
- (2) Other refers to Staff Development Centre in Colombo, Sports Science Unit in Jaffna, Center for Computer Studies in Sabaragamuwa Computer Centre & ELTUs in Wayamba, Rajarata and Visual & Performing Arts.
- (3) Includes Ramanathan Academy of Fine Arts also.



Table 05 - 02

**DISTRIBUTION OF NON-TEACHING STAFF IN HIGHER EDUCATIONAL INSTITUTIONS - 2016<sup>(1)</sup>**  
(Universities and HEIs established under the Universities Act)

| University/HEI           | Library Staff <sup>(4)</sup> |            |        |           | Academic Support Staff |            |           |            | Administrative Staff |            |          |            | Other Executive Staff <sup>(2)</sup> |           |          |           | Technical Staff |             |          |            | Clerical & Allied Staff |             |          |             | Primary Staff |             |          |            | Total     |              |           |             |
|--------------------------|------------------------------|------------|--------|-----------|------------------------|------------|-----------|------------|----------------------|------------|----------|------------|--------------------------------------|-----------|----------|-----------|-----------------|-------------|----------|------------|-------------------------|-------------|----------|-------------|---------------|-------------|----------|------------|-----------|--------------|-----------|-------------|
|                          | Total                        |            | Female |           | Total                  |            | Female    |            | Total                |            | Female   |            | Total                                |           | Female   |           | Total           |             | Female   |            | Total                   |             | Female   |             | Total         |             | Female   |            | Total     |              | Female    |             |
|                          | T                            | P          | T      | P         | T                      | P          | T         | P          | T                    | P          | T        | P          | T                                    | P         | T        | P         | T               | P           | T        | P          | T                       | P           | T        | P           | T             | P           | T        | P          | T         | P            |           |             |
| <b>Universities</b>      |                              |            |        |           |                        |            |           |            |                      |            |          |            |                                      |           |          |           |                 |             |          |            |                         |             |          |             |               |             |          |            |           |              |           |             |
| Colombo <sup>(3)</sup>   |                              | 12         |        | 11        | 2                      | 46         | 1         | 27         |                      | 40         |          | 24         | 6                                    | 4         | 6        | 1         |                 | 117         |          | 59         |                         | 356         |          | 252         |               | 391         |          | 16         | 8         | 966          | 7         | 390         |
| Peradeniya               |                              | 15         |        | 12        |                        | 37         |           | 18         |                      | 46         |          | 28         | 1                                    | 21        |          | 4         |                 | 367         |          | 138        | 2                       | 490         | 1        | 282         | 1             | 1086        |          | 114        | 4         | 2062         | 1         | 596         |
| Sri Jayewardenepura      |                              | 8          |        | 7         | 7                      | 34         |           | 12         | 2                    | 36         | 1        | 26         | 1                                    | 6         |          | 2         |                 | 123         |          | 66         | 3                       | 295         | 1        | 181         |               | 372         |          | 26         | 13        | 874          | 2         | 320         |
| Kelaniya                 |                              | 10         |        | 7         |                        | 30         |           | 12         |                      | 30         |          | 18         |                                      | 4         |          | 1         |                 | 111         |          | 46         |                         | 286         |          | 191         |               | 374         |          | 45         |           | 845          |           | 320         |
| Moratuwa                 |                              | 7          |        | 4         | 6                      | 31         |           | 14         |                      | 26         |          | 11         |                                      | 12        |          | 5         |                 | 136         |          | 43         |                         | 197         |          | 139         |               | 317         |          | 12         | 6         | 726          |           | 228         |
| Jaffna <sup>(3)</sup>    |                              | 11         |        | 7         | 5                      | 38         | 4         | 8          |                      | 33         |          | 12         |                                      | 3         |          | 2         |                 | 60          |          | 16         |                         | 213         |          | 72          |               | 368         |          | 26         | 5         | 726          | 4         | 143         |
| Ruhuna                   |                              | 12         |        | 4         |                        | 47         |           | 15         |                      | 35         |          | 20         |                                      | 6         |          | 1         |                 | 103         |          | 40         |                         | 316         |          | 164         |               | 366         |          | 25         |           | 885          |           | 269         |
| Eastern <sup>(3)</sup>   |                              | 8          |        | 4         | 1                      | 16         |           | 4          | 3                    | 26         |          | 7          |                                      | 1         |          |           | 2               | 29          | 1        | 5          | 4                       | 134         | 2        | 66          |               | 199         |          | 12         | 10        | 413          | 3         | 98          |
| South Eastern            |                              | 5          |        | 1         |                        | 15         |           | 1          |                      | 25         |          | 4          |                                      | 4         |          |           |                 | 22          |          | 3          |                         | 128         |          | 29          |               | 216         |          | 29         |           | 415          |           | 67          |
| Rajarata                 |                              | 8          |        | 6         |                        | 15         |           | 7          | 1                    | 29         |          | 9          |                                      |           |          |           |                 | 49          |          | 18         | 3                       | 154         |          | 101         | 1             | 188         |          | 36         | 5         | 443          |           | 177         |
| Sabaragamuwa             |                              | 5          |        | 1         | 2                      | 21         | 1         | 5          |                      | 21         |          | 13         | 1                                    | 5         | 1        |           |                 | 12          |          | 1          |                         | 129         |          | 80          | 12            | 187         | 1        | 36         | 15        | 380          | 3         | 136         |
| Wayamba                  |                              | 5          |        | 2         |                        | 13         |           | 3          |                      | 24         |          | 19         |                                      | 7         |          | 2         |                 | 36          |          | 7          |                         | 127         |          | 71          |               | 174         |          | 13         |           | 386          |           | 117         |
| Uva Wellassa             |                              | 3          |        | 2         |                        | 4          |           | 1          |                      | 11         |          | 4          |                                      | 3         |          | 2         |                 | 15          |          | 7          |                         | 41          |          | 31          |               | 13          |          | 7          |           | 90           |           | 54          |
| Visual & Performing Arts |                              | 4          |        | 1         | 20                     | 58         | 8         | 14         |                      | 25         |          | 17         |                                      | 1         |          | 1         |                 | 12          |          | 2          |                         | 97          |          | 56          |               | 81          |          | 8          | 20        | 278          | 8         | 99          |
| Open University          |                              | 10         |        | 8         |                        | 24         |           | 5          |                      | 45         |          | 21         |                                      | 10        |          | 2         |                 | 89          |          | 25         |                         | 261         |          | 181         |               | 248         |          | 10         |           | 687          |           | 252         |
| <b>Total</b>             |                              | <b>123</b> |        | <b>77</b> | <b>43</b>              | <b>429</b> | <b>14</b> | <b>146</b> | <b>6</b>             | <b>452</b> | <b>1</b> | <b>233</b> | <b>9</b>                             | <b>87</b> | <b>7</b> | <b>23</b> | <b>2</b>        | <b>1281</b> | <b>1</b> | <b>476</b> | <b>12</b>               | <b>3224</b> | <b>4</b> | <b>1896</b> | <b>14</b>     | <b>4580</b> | <b>1</b> | <b>415</b> | <b>86</b> | <b>10176</b> | <b>28</b> | <b>3266</b> |

Table 05 - 02 (Contd.)

**DISTRIBUTION OF NON-TEACHING STAFF IN HIGHER EDUCATIONAL INSTITUTIONS - 2016<sup>(1)</sup>**  
(Universities and HEIs established under the Universities Act)

| University/HEI  | Library Staff <sup>(4)</sup> |          |        |          | Academic Support Staff |           |        |          | Administrative Staff |          |        |           | Other Executive Staff <sup>(2)</sup> |          |        |          | Technical Staff |          |        |          | Clerical & Allied Staff |          |        |            | Primary Staff |          |        |            | Total |          |     |           |    |          |   |          |    |            |   |          |   |            |  |    |
|---|------------------------------|----------|--------|----------|------------------------|-----------|--------|----------|----------------------|----------|--------|-----------|--------------------------------------|----------|--------|----------|-----------------|----------|--------|----------|-------------------------|----------|--------|------------|---------------|----------|--------|------------|-------|----------|-----|-----------|----|----------|---|----------|----|------------|---|----------|---|------------|--|----|
|   | Total                        |          | Female |          | Total                  |           | Female |          | Total                |          | Female |           | Total                                |          | Female |          | Total           |          | Female |          | Total                   |          | Female |            | Total         |          | Female |            |       |          |     |           |    |          |   |          |    |            |   |          |   |            |  |    |
|   | T                            | P        | T      | P        | T                      | P         | T      | P        | T                    | P        | T      | P         | T                                    | P        | T      | P        | T               | P        | T      | P        | T                       | P        | T      | P          | T             | P        | T      | P          |       |          |     |           |    |          |   |          |    |            |   |          |   |            |  |    |
| <b>Postgraduate Institutes</b>                        |                              |          |        |          |                        |           |        |          |                      |          |        |           |                                      |          |        |          |                 |          |        |          |                         |          |        |            |               |          |        |            |       |          |     |           |    |          |   |          |    |            |   |          |   |            |  |    |
| Medicine  |                              | 3        |        | 2        |                        | 3         |        | 1        |                      | 8        |        | 7         |                                      |          |        |          | 3               |          | 2      |          | 73                      |          | 54     |            | 27            |          | 2      |            | 117   |          | 68  |           |    |          |   |          |    |            |   |          |   |            |  |    |
| Agriculture   |                              |          |        |          |                        | 1         |        |          |                      | 2        |        | 2         |                                      | 1        |        | 1        |                 |          |        |          | 21                      |          | 10     |            | 1             |          | 17     |            | 1     |          | 42  |           | 14 |          |   |          |    |            |   |          |   |            |  |    |
| Pali & Buddhist Studies                               |                              | 1        |        | 1        |                        | 1         |        |          |                      | 3        |        | 2         |                                      |          |        |          |                 |          |        |          | 13                      |          | 8      |            | 8             |          |        |            | 26    |          | 11  |           |    |          |   |          |    |            |   |          |   |            |  |    |
| Archaeology   |                              | 1        |        | 1        |                        | 3         |        | 1        |                      | 4        |        | 4         |                                      |          |        |          | 1               |          |        |          | 13                      |          | 12     |            | 4             |          |        |            | 26    |          | 18  |           |    |          |   |          |    |            |   |          |   |            |  |    |
| Management  |                              |          |        |          |                        | 1         |        |          |                      | 1        |        | 2         |                                      | 1        |        |          |                 |          |        |          | 1                       |          | 4      |            | 8             |          | 1      |            | 5     |          | 1   |           | 4  |          | 6 |          | 16 |            | 2 |          | 5 |            |  |    |
| Science   |                              |          |        |          |                        | 1         |        |          |                      | 4        |        | 2         |                                      |          |        |          | 2               |          |        |          | 12                      |          | 9      |            | 4             |          |        |            | 23    |          | 11  |           |    |          |   |          |    |            |   |          |   |            |  |    |
| English   |                              |          |        |          |                        |           |        |          |                      | 2        |        | 1         |                                      |          |        |          |                 |          |        |          | 4                       |          | 3      |            | 1             |          |        |            | 7     |          | 4   |           |    |          |   |          |    |            |   |          |   |            |  |    |
| Humanities & Social Sciences                          |                              |          |        |          |                        |           |        |          |                      | 2        |        |           |                                      |          |        |          | 1               |          |        |          | 1                       |          | 5      |            | 4             |          |        |            | 1     |          | 8   |           | 4  |          |   |          |    |            |   |          |   |            |  |    |
| <b>Total</b>  |                              | <b>5</b> |        | <b>4</b> |                        | <b>10</b> |        | <b>2</b> |                      | <b>1</b> |        | <b>27</b> |                                      | <b>1</b> |        | <b>1</b> |                 | <b>8</b> |        | <b>2</b> |                         | <b>5</b> |        | <b>149</b> |               | <b>1</b> |        | <b>105</b> |       | <b>2</b> |     | <b>65</b> |    | <b>3</b> |   | <b>8</b> |    | <b>265</b> |   | <b>2</b> |   | <b>135</b> |  |    |
| <b>Other Institutes</b>                               |                              |          |        |          |                        |           |        |          |                      |          |        |           |                                      |          |        |          |                 |          |        |          |                         |          |        |            |               |          |        |            |       |          |     |           |    |          |   |          |    |            |   |          |   |            |  |    |
| Human Resource Advancement                            |                              | 1        |        | 1        |                        | 2         |        | 1        |                      | 4        |        | 3         |                                      |          |        |          |                 |          |        |          | 9                       |          | 7      |            | 8             |          |        |            | 24    |          | 12  |           |    |          |   |          |    |            |   |          |   |            |  |    |
| Indigenous Medicine                                   |                              | 2        |        | 2        |                        |           |        |          |                      | 6        |        | 4         |                                      |          |        |          | 8               |          | 3      |          | 40                      |          | 21     |            | 42            |          | 5      |            | 98    |          | 35  |           |    |          |   |          |    |            |   |          |   |            |  |    |
| University of Colombo School of Computing             |                              |          |        |          |                        | 12        |        | 4        |                      | 4        |        | 7         |                                      | 3        |        |          |                 |          |        | 2        |                         | 3        |        | 25         |               | 2        |        | 17         |       | 2        |     | 12        |    | 2        |   | 3        |    | 17         |   | 50       |   | 8          |  | 23 |
| Gampaha Wickramarachi Ayurveda Institute              |                              | 1        |        |          |                        | 1         |        | 1        |                      | 1        |        | 4         |                                      |          |        |          | 11              |          | 3      |          | 47                      |          | 33     |            | 45            |          | 7      |            | 1     |          | 109 |           | 44 |          |   |          |    |            |   |          |   |            |  |    |
| National Institute of Library and Information Science |                              | 1        |        |          |                        |           |        |          |                      | 1        |        | 1         |                                      | 1        |        |          |                 |          |        |          | 7                       |          | 6      |            | 1             |          |        |            | 1     |          | 10  |           | 7  |          |   |          |    |            |   |          |   |            |  |    |

Table 05 - 02 (Contd.)

**DISTRIBUTION OF NON-TEACHING STAFF IN HIGHER EDUCATIONAL INSTITUTIONS - 2016<sup>(1)</sup>**  
(Universities and HEIs established under the Universities Act)

| University/HEI   | Library Staff <sup>(4)</sup> |     |        |    | Academic Support Staff |     |        |     | Administrative Staff |     |        |     | Other Executive Staff <sup>(2)</sup> |    |        |    | Technical Staff |      |        |     | Clerical & Allied Staff |      |        |      | Primary Staff |      |        |     | Total |       |        |      |
|--|------------------------------|-----|--------|----|------------------------|-----|--------|-----|----------------------|-----|--------|-----|--------------------------------------|----|--------|----|-----------------|------|--------|-----|-------------------------|------|--------|------|---------------|------|--------|-----|-------|-------|--------|------|
|  | Total                        |     | Female |    | Total                  |     | Female |     | Total                |     | Female |     | Total                                |    | Female |    | Total           |      | Female |     | Total                   |      | Female |      | Total         |      | Female |     | Total |       | Female |      |
|  | T                            | P   | T      | P  | T                      | P   | T      | P   | T                    | P   | T      | P   | T                                    | P  | T      | P  | T               | P    | T      | P   | T                       | P    | T      | P    | T             | P    | T      | P   | T     | P     | T      | P    |
| Institute of Technology University of Moratuwa           |                              |     |        |    |                        | 1   |        |     |                      | 3   |        | 3   | 1                                    |    |        |    |                 |      |        |     |                         | 13   |        | 7    | 1             | 4    |        | 1   | 2     | 21    |        | 11   |
| Institute of Biochemistry, Molecular Biology &           |                              |     |        |    | 5                      |     |        | 3   |                      | 2   |        | 1   |                                      |    |        |    |                 | 3    |        | 3   |                         | 7    |        | 6    |               | 3    |        |     |       | 20    |        | 13   |
| National Centre for Advanced Studies in Humanities & So. |                              | 1   |        |    |                        | 1   |        |     |                      | 2   |        | 2   |                                      |    |        |    |                 |      |        |     |                         | 6    |        | 2    |               | 2    |        |     |       | 12    |        | 4    |
| Swamy Vipulananda Institute of Aesthetic Studies         |                              | 1   |        |    | 2                      | 2   | 1      | 1   |                      | 5   |        | 3   |                                      |    |        |    | 2               | 1    | 2      | 9   | 1                       | 2    |        | 27   |               | 1    | 4      | 46  | 2     | 2     | 8      |      |
| Institute of Agro Technology & Rural Sciences            |                              |     |        |    |                        |     |        |     |                      | 2   |        | 2   |                                      |    |        |    |                 |      |        |     |                         |      |        |      |               |      |        |     |       | 2     |        | 2    |
| <b>Total</b>   |                              | 7   |        | 3  | 15                     | 16  | 5      | 6   | 1                    | 36  |        | 22  | 1                                    |    |        |    | 26              |      | 10     | 5   | 163                     | 3    | 101    | 3    | 144           | 2    | 17     | 25  | 392   | 10    | 159    |      |
| UGC  |                              |     |        |    | 4                      |     |        | 3   |                      | 37  |        | 26  |                                      | 1  | 1      |    | 3               |      |        |     | 10                      | 139  | 8      | 92   | 7             | 48   |        | 6   | 17    | 232   | 8      | 128  |
| <b>Grand Total</b>                                       |                              | 135 |        | 84 | 58                     | 459 | 19     | 157 | 8                    | 552 | 2      | 299 | 10                                   | 89 | 7      | 25 | 2               | 1318 | 1      | 488 | 32                      | 3675 | 16     | 2194 | 26            | 4837 | 3      | 441 | 136   | 11065 | 48     | 3688 |

P - Permanent T - Temporary

**Notes:**

- (1) As at 31<sup>st</sup> December.
- (2) "Other Executive staff" includes Medical Officers too.
- (3) University of Colombo includes Sri Palee Campus while Jaffna includes Vavuniya Campus and Eastern University includes Trincomalee Campus.
- (4) Library staff includes Librarian , Deputy Librarian , Senior Assistant Librarian & Assistant Librarian too.

Chart - 14

### COMPOSITION OF NON TEACHING STAFF IN UNIVERSITIES - 2016

(Universities and HEIs established under the Universities Act)

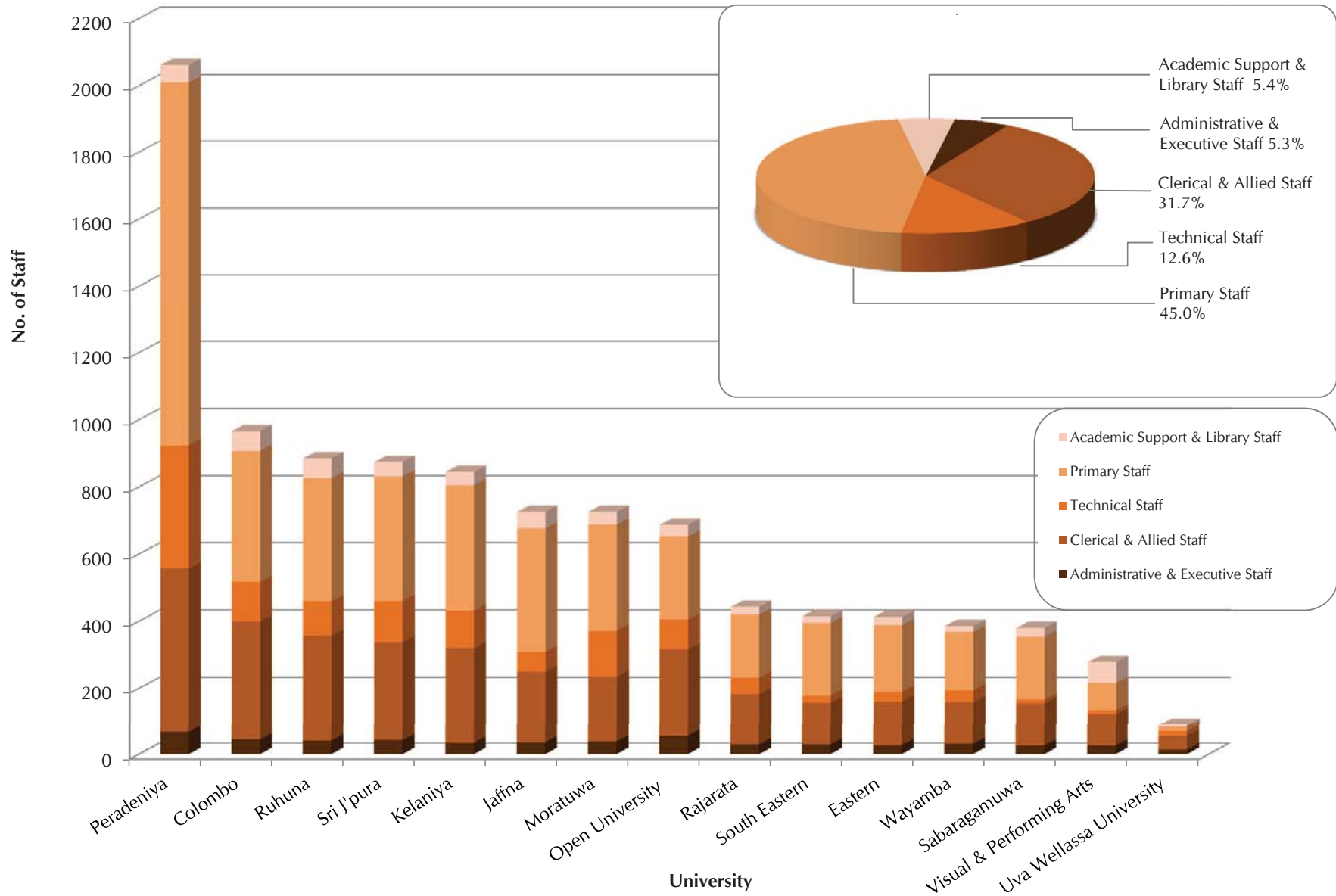


Table 05 - 03 (a)

**DISTRIBUTION OF TEACHING STAFF<sup>(1)</sup> IN HIGHER EDUCATIONAL INSTITUTIONS ACCORDING TO  
EDUCATIONAL QUALIFICATION AND HEI - 2015**  
(Universities and HEIs established under the Universities Act)

| University/HEI           | 1 <sup>st</sup> Degree & Postgraduate Diploma |             | Master Degree |             | MPhil      |             | Doctoral Degree <sup>(2)</sup> |             | Total       |
|--------------------------|---|-------------|---------------|-------------|------------|-------------|--------------------------------|-------------|-------------|
|                          | No.   | %           | No.           | %           | No.        | %           | No.                            | %           | No.         |
| Colombo                  | 67  | 12.8        | 138           | 26.4        | 42         | 8.0         | 275                            | 52.7        | 522         |
| Peradeniya               | 117   | 15.3        | 106           | 13.8        | 66         | 8.6         | 478                            | 62.3        | 767         |
| Sri Jayewardenepura      | 74  | 13.7        | 168           | 31.2        | 39         | 7.2         | 258                            | 47.9        | 539         |
| Kelaniya                 | 45  | 8.8         | 127           | 24.8        | 53         | 10.3        | 288                            | 56.1        | 513         |
| Moratuwa                 | 46  | 13.8        | 60            | 18.0        | 31         | 9.3         | 197                            | 59.0        | 334         |
| Jaffna                   | 29  | 7.5         | 78            | 20.1        | 93         | 23.9        | 189                            | 48.6        | 389         |
| Ruhuna                   | 64  | 13.7        | 114           | 24.4        | 57         | 12.2        | 233                            | 49.8        | 468         |
| Open University          | 55  | 18.7        | 96            | 32.7        | 41         | 13.9        | 102                            | 34.7        | 294         |
| Eastern                  | 27  | 14.2        | 44            | 23.2        | 52         | 27.4        | 67                             | 35.3        | 190         |
| South Eastern            | 23  | 18.1        | 47            | 37.0        | 17         | 13.4        | 40                             | 31.5        | 127         |
| Rajarata                 | 40  | 19.4        | 71            | 34.5        | 24         | 11.7        | 71                             | 34.5        | 206         |
| Sabaragamuwa             | 37  | 18.7        | 64            | 32.3        | 28         | 14.1        | 69                             | 34.8        | 198         |
| Wayamba                  | 36  | 23.8        | 31            | 20.5        | 7          | 4.6         | 77                             | 51.0        | 151         |
| Uva Wellassa             | 17  | 17.7        | 29            | 30.2        | 11         | 11.5        | 39                             | 40.6        | 96          |
| Visual & Performing Arts | 11  | 10.4        | 47            | 44.3        | 23         | 21.7        | 25                             | 23.6        | 106         |
| All Institutes           | 41  | 17.2        | 38            | 16.0        | 39         | 16.4        | 120                            | 50.4        | 238         |
| <b>Total</b>             | <b>729</b>                                    | <b>14.2</b> | <b>1258</b>   | <b>24.5</b> | <b>623</b> | <b>12.1</b> | <b>2528</b>                    | <b>49.2</b> | <b>5138</b> |

**Note :**

- (1) As at 31<sup>st</sup> December and Exclude 61 staff without relevant information.  
(2) Includes 195 staff reading for Doctoral Degree too.

Table 05 - 03 (b)

**DISTRIBUTION OF TEACHING STAFF<sup>(1)</sup> IN HIGHER EDUCATIONAL INSTITUTIONS ACCORDING TO  
EDUCATIONAL QUALIFICATION AND FACULTY/ACADEMIC PROGRAMME - 2015**

(Universities and HEIs established under the Universities Act)

| Faculty/ Academic Programme | 1 <sup>st</sup> Degree & Postgraduate Diploma |             | Master Degree |             | MPhil      |             | Doctoral Degree <sup>(2)</sup> |             | Total       |
|-----------------------------|---|-------------|---------------|-------------|------------|-------------|--------------------------------|-------------|-------------|
|                             | No.   | %           | No.           | %           | No.        | %           | No.                            | %           | No.         |
| Agriculture                 | 38  | 10.2        | 73            | 19.5        | 43         | 11.5        | 220                            | 58.8        | 374         |
| Architecture                | 12  | 16.0        | 27            | 36.0        | 6          | 8.0         | 30                             | 40.0        | 75          |
| Arts & HSS                  | 118   | 9.2         | 391           | 30.5        | 276        | 21.6        | 495                            | 38.7        | 1280        |
| Dental Science              | 8   | 15.7        | 15            | 29.4        | 3          | 5.9         | 25                             | 49.0        | 51          |
| Education                   | 7   | 11.5        | 23            | 37.7        | 13         | 21.3        | 18                             | 29.5        | 61          |
| Engineering                 | 77  | 14.4        | 96            | 17.9        | 39         | 7.3         | 323                            | 60.4        | 535         |
| Indigenous Medicine         | 19  | 15.7        | 8             | 6.6         | 21         | 17.4        | 73                             | 60.3        | 121         |
| Computer Sc./IT             | 15  | 16.0        | 23            | 24.5        | 13         | 13.8        | 43                             | 45.7        | 94          |
| Law                         | 2   | 5.9         | 15            | 44.1        | 12         | 35.3        | 5                              | 14.7        | 34          |
| Management Studies          | 108   | 16.2        | 341           | 51.1        | 23         | 3.4         | 195                            | 29.2        | 667         |
| Medicine <sup>(3)</sup>     | 183   | 22.6        | 94            | 11.6        | 58         | 7.2         | 473                            | 58.5        | 808         |
| Science                     | 138   | 13.8        | 147           | 14.7        | 113        | 11.3        | 600                            | 60.1        | 998         |
| Veterinary Medicine         | 4   | 10.0        | 5             | 12.5        | 3          | 7.5         | 28                             | 70.0        | 40          |
| <b>Total</b>                | <b>729</b>                                    | <b>14.2</b> | <b>1258</b>   | <b>24.5</b> | <b>623</b> | <b>12.1</b> | <b>2528</b>                    | <b>49.2</b> | <b>5138</b> |

**Note:**

- (1) As at 31<sup>st</sup> December and Exclude 61 staff without relevant information.  
(2) Includes 195 staff reading for Doctoral Degree too.  
(3) Includes Allied Health Sciences too.

Table 05 - 04 (a)

**DISTRIBUTION OF TEACHING STAFF<sup>(1)</sup> IN HIGHER EDUCATIONAL INSTITUTIONS ACCORDING TO  
THE AGE GROUP AND HEI - 2015**

(Universities and HEIs established under the Universities Act)

| University/HEI           | Age Group  |             |             |             |            | Total       |
|--------------------------|------------|-------------|-------------|-------------|------------|-------------|
|                          | 21 - 30    | 31 - 40     | 41 - 50     | 51 - 60     | 61 ≤       |             |
| Colombo                  | 48         | 125         | 154         | 131         | 46         | 504         |
| Peradeniya               | 67         | 216         | 221         | 206         | 57         | 767         |
| Sri Jayewarenepura       | 41         | 159         | 193         | 108         | 36         | 537         |
| Kelaniya                 | 49         | 156         | 160         | 111         | 37         | 513         |
| Moratuwa                 | 46         | 121         | 88          | 61          | 17         | 333         |
| Jaffna                   | 43         | 133         | 134         | 54          | 25         | 389         |
| Ruhuna                   | 42         | 139         | 168         | 97          | 22         | 468         |
| Open University          | 24         | 75          | 91          | 85          | 19         | 294         |
| Eastern                  | 18         | 79          | 70          | 23          | 0          | 190         |
| South Eastern            | 17         | 34          | 60          | 13          | 3          | 127         |
| Rajarata                 | 22         | 99          | 51          | 25          | 9          | 206         |
| Sabaragamuwa             | 21         | 84          | 72          | 18          | 3          | 198         |
| Wayamba                  | 26         | 54          | 52          | 14          | 5          | 151         |
| Uva Wellassa             | 17         | 62          | 11          | 4           | 1          | 95          |
| Visual & Performing Arts | 2          | 31          | 37          | 28          | 8          | 106         |
| All Institutes           | 8          | 64          | 73          | 78          | 15         | 238         |
| <b>Total</b>             | <b>491</b> | <b>1631</b> | <b>1635</b> | <b>1056</b> | <b>303</b> | <b>5116</b> |

Note :

(1) As at 31<sup>st</sup> December and Excluding 61 staff without relevant information & 22 staff whose birthdates are not mentioned.

Table 05 - 04 (b)

**DISTRIBUTION OF TEACHING STAFF<sup>(1)</sup> IN HIGHER EDUCATIONAL INSTITUTIONS ACCORDING TO  
THE AGE GROUP AND FACULTY/ACADEMIC PROGRAMME - 2015**  
(Universities and HEIs established under the Universities Act)

| Faculty/Academic Programme | Age Group  |             |             |             |            | Total       |
|----------------------------|------------|-------------|-------------|-------------|------------|-------------|
|                            | 21 - 30    | 31 - 40     | 41 - 50     | 51 - 60     | 61 ≤       |             |
| Agriculture                | 47         | 118         | 110         | 66          | 32         | 373         |
| Architecture               | 11         | 31          | 24          | 6           | 2          | 74          |
| Arts & HSS                 | 80         | 349         | 455         | 284         | 107        | 1275        |
| Dental Science             | 2          | 9           | 18          | 19          | 3          | 51          |
| Education                  | 3          | 14          | 20          | 12          | 12         | 61          |
| Engineering                | 59         | 166         | 154         | 131         | 25         | 535         |
| Indigenous Medicine        | 1          | 33          | 33          | 47          | 7          | 121         |
| Computer Sc./IT            | 12         | 26          | 34          | 19          | 3          | 94          |
| Law                        | 6          | 10          | 6           | 6           | 4          | 32          |
| Management Studies         | 110        | 256         | 211         | 72          | 17         | 666         |
| Medicine <sup>(2)</sup>    | 76         | 249         | 283         | 155         | 33         | 796         |
| Science                    | 82         | 357         | 275         | 231         | 53         | 998         |
| Veterinary Medicine        | 2          | 13          | 12          | 8           | 5          | 40          |
| <b>Total</b>               | <b>491</b> | <b>1631</b> | <b>1635</b> | <b>1056</b> | <b>303</b> | <b>5116</b> |

**Note :**

- (1) As at 31<sup>st</sup> December and Excluding 61 staff without relevant information & 22 staff whose birthdates are not mentioned.  
(2) Includes Allied Health Sciences too.